
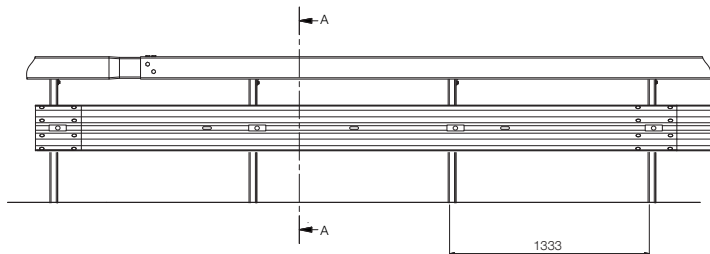
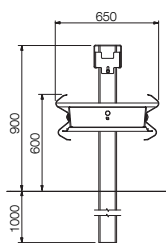




CE



### TECHNICAL SPECIFICATIONS

Normalised working width (m)	<b>1.25</b>
Class of normalised working width	<b>W4</b>
Normalised dynamic deflection (m)	<b>0.77</b>
Construction width (m)	<b>0.65</b>
Construction height (m)	<b>0.90</b>
Distance between posts (m)	<b>1.33</b>
Tested system foundation / installation	<b>rammed</b>
Test length (m)	<b>60.0</b>